


ABOVE



ALL

STEMME GRAND TOURER S12-G.
A LEGENDS EVOLUTION.

STEMME

LIFE, ELEVATED.
EXTEND YOUR HORIZONS.
04 — 05

COMFORT, UNSURPASSED.
INTRODUCING THE STEMME GRAND TOURER S12-G.
A LEGENDS EVOLUTION.
06 — 07

BEYOND THE ORDINARY.
PERFORMANCE THAT SPEAKS FOR ITSELF.
08 — 09

BEYOND LIMITS.
SAFETY, PRECISION AND CONVENIENCE.
10 — 11

ENJOYMENT, ENHANCED.
DESIGNED FOR A SUPERB FLIGHT EXPERIENCE.
12 — 13

INDIVIDUALITY, BUILT-IN.
TRULY MAKE IT YOUR OWN.
14 — 15

TWO AIRCRAFT IN ONE.
COMBINE THE BEST OF TWO WORLDS.
16 — 17

PASSION, HANDCRAFTED.
OUTSTANDING DESIGN, PERFECT EXECUTION.
18 — 19

STANDARDS, OUTNUMBERED.
TECHNICAL DATA STEMME GRAND TOURER S12-G.
20 — 21



**LIFE,
ELEVATED.**
EXTEND YOUR
HORIZONS.

Stemme has always been driven by the love of flying and a passionate commitment to performance. We question the status quo, and seek out new approaches and engineering solutions. This has made Stemme a legend in a very short time, known for aircraft that redefine what is possible in flying. We have raised the bar from the beginning and continue to do so. Stemme is the choice of pilots who want to rise above the ordinary, and extend their horizons of flight. Stemme: Above it all.



COMFORT,
UNSURPASSED.

S12^G

INTRODUCING THE STEMME
GRAND TOURER S12-G.
A LEGENDS EVOLUTION.

BEYOND THE ORDINARY.

NUMBERS THAT SPEAK FOR THEMSELVES.



THE PERFORMANCE OF THE STEMME GRAND TOURER S12-G IS A CUT ABOVE THE USUAL.
IT REPRESENTS THE EVOLUTION OF A LEGEND.

WITH A GLIDE RATIO OF 1:53*, A CRUISING RANGE OF 1,759 KM IN POWERED FLIGHT AND REMARKABLE 140KT MAX CRUISE SPEED THE STEMME S12-G EXCEEDS ALL EXPECTATIONS. A HIGH PERFORMANCE AIRCRAFT THAT COMBINES THE BEST OF TWO WORLDS: THE CONVENIENCE TO EASILY REACH YOUR AREA OF INTEREST AND THE FLEXIBILITY TO SWITCH TO GLIDING MODE AND ENJOY FLYING IN ITS PUREST FORM. THE NUMBERS SPEAK FOR THEMSELVES. IN EVERY CATEGORY, THE STEMME GRAND TOURER S12-G OUTPERFORMS THE ORDINARY AND IS SIMPLY ABOVE IT ALL.

BEYOND LIMITS.

SAFETY, PRECISION AND CONVENIENCE.

LX9000

HIGH-END SOARING COMPUTER

G3X

STATE-OF-THE-ART GARMIN SUITE



2x7"

HIGH RESOLUTION GARMIN DISPLAYS

PERCEPTION AT ITS BEST

THE CONVENIENCE OF A GLASS COCKPIT

Two Garmin "G3X Touch" Integrated Flight Display units introduce advanced Primary Flight Display (PFD), multifunction display (MFD) and engine monitoring capability to the Stemme Grand Tourer S12-G. The 7" touch screens come with built-in ADHRS, Digital Engine Monitoring, Moving Map Navigation and Autopilot control.

LESS WORK

LET GARMIN DO THE HEAVY LIFTING

Paired with the Garmin auto pilot system the G3X takes care of routine flight chores. You can focus on the enjoyment of flying - and feel safe with the redundant system setup. An LX9000 soaring computer greatly simplifies and enhances soaring experiences.

MORE POSSIBILITIES

DUAL PANELS OR MORE DISPLAY SPACE

When flying together, both pilot and co-pilot have full access to all data. When flying alone, you can dedicate the co-pilot display to special tasks such as approach charts or closeup views. Either way, flying is easier and more enjoyable.

HIGHER ACCURACY

DIGITAL PRECISION AND DEPENDABILITY

The display system is linked to the aircraft's pitot-static system to provide airspeed and altitude. It's more ergonomic, accurate and reliable than conventional instruments, makes flying more enjoyable and improves the pilots situational awareness.

ENJOYMENT, ENHANCED.

DESIGNED FOR A SUPERB FLIGHT EXPERIENCE.



SHARE THE VIEW

SAFE & SOLID
SIDE-BY-SIDE COCKPIT

Besides the safe and solid monocoque cockpit technology, the one-piece canopy offers great panoramic views. The side-by-side alignment is ideal for sharing workloads, using the same avionics or simply for pure recreation.

BE SEEN

WINGLET AND NOSE LEDS

The Stemme Grand Tourer S12-G features integrated navigation and strobe lights in the winglets and an LED anti collision light in the nose, for better visibility during flight.

SMOOTH GOING

CLEAN AERODYNAMICS

The Stemme Grand Tourer S12-G has a retractable main gear and a folding propeller. There is nothing to obstruct the airflow during gliding. On the ground, the sprung, long-wheelbase landing gear keeps you more stable for more safety on unpaved airstrips.


TAKE IT WITH YOU

GENEROUS BAGGAGE
COMPARTMENT

The separate baggage compartment is carefully designed and built into the fuselage to make maximum use of space. It lets you take luggage with you, making this truly a traveling aircraft.

INDIVIDUALITY BUILT-IN.

TRULY MAKE IT YOUR OWN.




THE STEMME GRAND TOURER S12-G IS A UNIQUE AIRCRAFT FROM THE GROUND UP. OUT OF THE BOX IT ALREADY COMES WITH PLENTY FEATURES THAT WOULD EITHER BE EXTRAS OR SIMPLY BE UNAVAILABLE IN OTHER AIRCRAFT. TO TAKE IT A STEP FURTHER WE INVITE YOU TO TRULY MAKE IT YOUR OWN. CHOOSE FROM A WIDE RANGE OF COLOURS, MATERIALS AND INTERIOR DETAILS. WITHIN THE LIMITS OF AVIATION REGULATIONS, IT WILL BE OUR PLEASURE TO BUILD YOUR INDIVIDUAL STEMME.

INDIVIDUAL
INTERIOR
EXAMPLES



TWO AIRCRAFT IN ONE.

COMBINE THE BEST OF TWO WORLDS.



THE STEMME TWIN VOYAGER S12-G IS AN UNCOMPROMISING PERFORMER IN POWERED AS WELL AS UNPOWERED FLIGHT. IT IS TRULY TWO AIRCRAFT IN A SINGLE FUSELAGE, FOR SPORT, TRAVEL, AND ENJOYMENT OF BOTH. AS A GLIDER IT OUTPERFORMS THE MAJORITY OF PURE GLIDERS. AS A TOURER, IT OUTPERFORMS MOST PRIVATE SMALL PLANES. THIS IS MADE POSSIBLE BY EXTRAORDINARY DESIGN SOLUTIONS THAT CANNOT BE FOUND ON OTHER AIRCRAFT.

POWER BEHIND THE DESIGN


TURBOCHARGED MID-ENGINE

A turbocharged Rotax engine is located behind the cockpit near the center of gravity. Power is delivered to the foldable propeller by a carbon fibre drive shaft. This innovation allows high-performance operation as a motorized aircraft with a range of up to 1,759km (950nm).

TOUR OR GLIDE


FOLDABLE PROPELLER

An elegant glider whenever you want it and a powerful motorized aircraft whenever you need it. The Stemme variable pitch propeller is installed into the nose dome of the Stemme Grand Tourer S12-G. It completely folds into the nose dome for glide mode. When power is needed, the nose slides forward and the propeller blades unfold by centrifugal force. Conversion from glide mode to powered flight only takes 5 seconds.



PASSION, HANDCRAFTED.

OUTSTANDING DESIGN, PERFECT EXECUTION.



The finest technology deserves the finest build quality. The art of German engineering and high-precision production make it a masterpiece of extraordinary quality and craftsmanship.

Its unique design is enhanced by lightweight materials, high precision, careful fitting, rigorous quality assurance, and attention to detail through and through.



STANDARDS, OUTNUMBERED.

TECHNICAL DATA STEMME GRAND TOURER S12-G.

WEIGHTS AND MEASUREMENTS

MTOM:
900 kg (1,984 lbs)

Wingspan:
25 m (82.02 ft)

Wingspan (folded):
11.4 m (37.40 ft)

Wing area:
19.95 m² (214.74 ft²)

Height:
1.75 m (5.74 ft)

Length:
8.42 m (27.6 ft)

PERFORMANCE DATA

Glide ratio:
1:53*

Cruise speed up to:
259 km/h (140 kt) TAS @10.000 ft

Climb rate:
Better than 4.2 m/s (830 ft/min)*

Range of up to:
1.759 km (950 nm)

ENGINE

Power plant:
ROTAX 914 F2/S1 Turbo

MTOP:
84.5 kw

MCP:
73.4 kw

Fuel capacity (center wing):
120 l (31.7 US gal)

Fuel consumption at 55% MCP:
13 l/h (3.4 US gal/h)

COCKPIT

Different interior colors and premium material options with low noise ambience

Comfort seats for pilot and co-pilot

Tinted canopy

Lockable windows

ELECTRICS

Solar cells with charge controller, connected to the main circuit

LED lighting equipment, AVEO Starlet (ACL and position lights integrated in winglets)

USB power outlet

2 separated electrical systems for engine and avionics, each supplied by a dedicated lithium-iron-phosphate battery

Gooseneck microphone

External power supply receptacle for ground engine start

AIRFRAME & WINGS

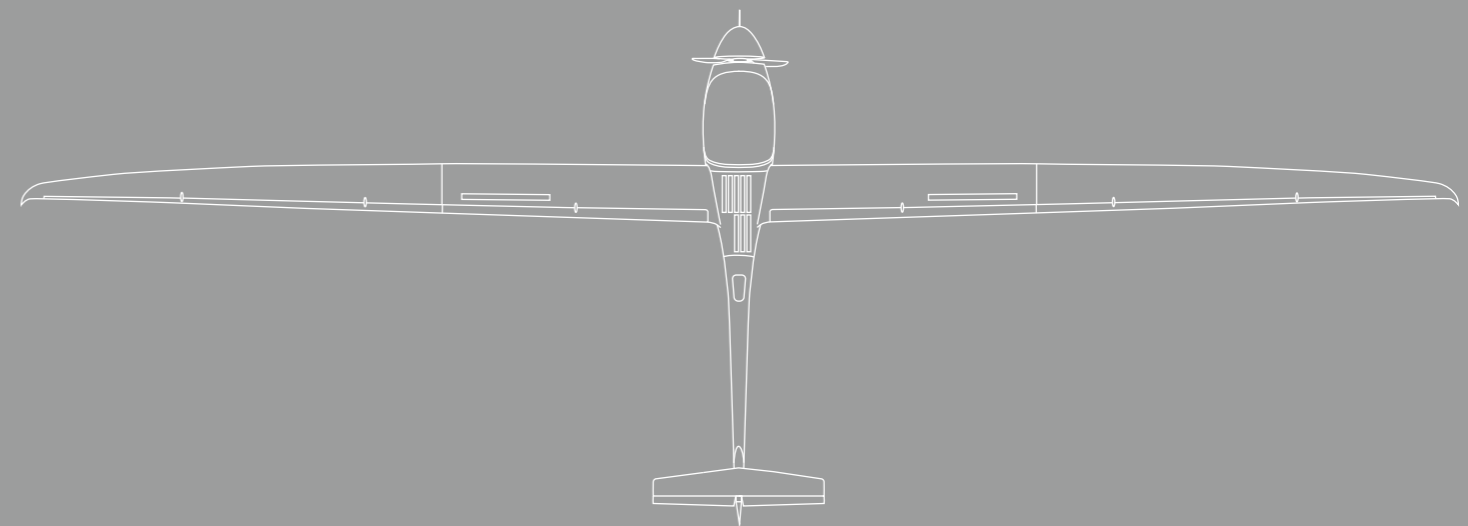
Retractable undercarriage

2 x 60 l fuel tanks

Winglets with Starlet LED lights

Foldable wings

Propeller dome with integrated collision avoidance LED stripe (optional)



CLEARLY
ABOVE THE
ORDINARY.

MOVE
AHEAD

140kt

MAX CRUISE SPEED

EXTEND
LIMITS

950nm

RANGE*

ENJOY
FREEDOM

1:53

GLIDE RATIO*

